


VENKY'S (INDIA) LIMITED

(Rupees in Lakhs)

STATEMENT OF FINANCIAL RESULTS FOR THE QUARTER ENDED 30TH JUNE, 2018


Particulars	Quarter Ended			Year Ended
	30/06/2018	31/03/2018	30/06/2017	31/03/2018
	(Audited) Rs.	(Audited) Rs.	(Audited) Rs.	(Audited) Rs.
INCOME				
Revenue from operations	75,620	74,158	66,348	268,881
Other income	626	860	570	2,622
TOTAL INCOME (I)	76,246	75,018	66,918	271,503
EXPENSES				
Cost of materials consumed	47,879	48,492	38,269	169,413
Purchases of bearer biological assets	1,029	768	990	3,398
Purchases of stock-in-trade	3,034	3,466	5,113	14,493
Changes in inventories of finished goods, work-in-progress, stock-in-trade and biological assets.	(46)	(758)	668	(2,204)
Employee benefits expense	4,515	4,806	3,905	17,074
Finance costs	952	1,105	1,369	4,988
Depreciation and amortisation expense	708	702	703	2,813
Other expenses	7,301	7,365	6,540	27,832
TOTAL EXPENSES (II)	65,372	65,946	57,557	237,807
PROFIT BEFORE TAX (I-II)	10,874	9,072	9,361	33,696
Less: Tax expense:				
Current tax	3,800	2,775	3,160	11,275
Deferred tax	(31)	119	67	453
Tax adjustment in respect of earlier period	-	1,058	939	1,997
Sub Total	3,769	3,952	4,166	13,725
PROFIT FOR THE PERIOD (A)	7,105	5,120	5,195	19,971
OTHER COMPREHENSIVE INCOME				
Items that will not be reclassified to profit or loss				
Re-measurement gains (losses) on defined benefit plans [#]	-	84	-	84
Less: Income tax	-	29	-	29
Sub Total	-	55	-	55
Items that will be reclassified to profit or loss				
Net movement on cash flow hedges	89	23	(114)	4
Less: Income tax	31	7	(39)	1
Sub Total	58	16	(75)	3
OTHER COMPREHENSIVE INCOME FOR THE PERIOD (B)	58	71	(75)	58
TOTAL COMPREHENSIVE INCOME FOR THE PERIOD (A+B)	7,163	5,191	5,120	20,029
Paid-up equity share capital (Face Value of ₹ 10/- each)	1,409	1,409	1,409	1,409
Other equity	-	-	-	70,707
Earnings per share (Nominal Value of Share: ₹ 10/- per equity share) (* not annualised)	*	*	*	
(a) Basic	50.44	36.34	36.88	141.76
(b) Diluted	50.44	36.34	36.88	141.76



Venky's (India) Limited
Segment Information

(Rupees in Lakhs)


	Particulars	Quarter Ended			Year Ended
		30/06/2018	31/03/2018	30/06/2017	31/03/2018
		(Audited) Rs.	(Audited) Rs.	(Audited) Rs.	(Audited) Rs.
1	SEGMENT REVENUE				
	a. Poultry and Poultry products	36,643	36,522	35,410	136,079
	b. Animal Health Products	5,678	5,328	5,020	20,458
	c. Oilseed	35,672	34,990	27,727	120,578
	Total	77,993	76,840	68,157	277,115
	Less: Inter-segment Revenue	2,373	2,682	1,809	8,234
	Revenue From Operations	75,620	74,158	66,348	268,881
2	SEGMENT RESULTS				
	Profit before tax and interest				
	a. Poultry and Poultry products	8,779	7,302	7,816	28,014
	b. Animal Health Products	1,011	1,179	1,079	4,444
	c. Oilseed	2,091	1,681	2,149	7,142
	Total	11,881	10,162	11,044	39,600
	Less:				
	(i) Interest	952	1,105	1,369	4,988
	(ii) Other unallocable expenditure net of unallocable income	55	(15)	314	916
	Total Profit Before Tax	10,874	9,072	9,361	33,696
3	SEGMENT ASSETS				
	a. Poultry and Poultry products	73,475	68,797	67,760	68,797
	b. Animal Health Products	8,973	9,869	9,370	9,869
	c. Oilseed	31,118	33,640	27,306	33,640
	Total	113,566	112,306	104,436	112,306
	d. Unallocable assets	30,519	30,813	36,627	30,813
	Total Assets	144,085	143,119	141,063	143,119
	SEGMENT LIABILITIES				
	a. Poultry and Poultry products	18,978	18,531	19,133	18,531
	b. Animal Health Products	1,993	3,587	3,828	3,587
	c. Oilseed	5,153	7,827	4,435	7,827
	Total	26,124	29,945	27,396	29,945
	d. Unallocable Liabilities	38,682	41,058	55,460	41,058
	Total Liabilities	64,806	71,003	82,856	71,003



NOTES:

1. The Company registered improved performance for the quarter ended 30th June, 2018 due to improved realizations.
2. The above results were reviewed by the Audit Committee and thereafter taken on record by the Board of Directors at their respective meetings held on 9th August, 2018.
3. The format for quarterly results as prescribed in SEBI Circular CIR/CFD/CMD/15/2015 dated November 30, 2015 has been modified wherever necessary to comply with the requirements of SEBI's circular dated 5th July, 2016 and IND-AS requirements.
4. Previous year figures are regrouped/reclassified to conform to the current year's presentation.

Place: Pune
Date: 9th August, 2018



For Venky's (India) Limited

A handwritten signature in black ink, appearing to read "B. Balaji Rao".

Mr. B. Balaji Rao
Managing Director
DIN: 00013551

Auditor's Report on Quarterly Financial Results of the Company Pursuant to the Regulation 33 of the SEBI (Listing Obligations and Disclosure Requirements) Regulations, 2015

To,
The Board of Directors of Venky's (India) Limited,
Pune

We have audited the accompanying quarterly financial results of **Venky's (India) Limited ("the Company")** for the quarter ended 30th June, 2018, being submitted by the Company pursuant to the requirement of Regulation 33 of the SEBI (Listing Obligations and Disclosure Requirements) Regulation, 2015, read with SEBI Circular No. CIR/CFD/FAC/62/2016 dated July 05, 2016.

Attention is drawn to the fact that figures for the corresponding quarter ended 30th June, 2017, are based on the previously issued financial results that were audited by the predecessor auditors vide their unmodified report dated 10th August, 2017.

These quarterly financial results have been prepared on the basis of the interim financial statements, which are the responsibility of the Company's management. Our responsibility is to express an opinion on these financial results based on our audit of such interim financial statements, which have been prepared in accordance with the recognition and measurement principles laid down in Indian Accounting Standard for Interim Financial Reporting (Ind AS 34), prescribed, under section 133 of the Companies Act, 2013 read with relevant rules issued thereunder and other accounting principles generally accepted in India.


We conducted our audit in accordance with the auditing standards generally accepted in India. Those standards require that we plan and perform the audit to obtain reasonable assurance about whether the financial results are free of material misstatement. An audit includes examining, on a test basis, evidence supporting the amounts disclosed as financial results. An audit also includes assessing the accounting principles used and significant estimates made by management. We believe that our audit provides a reasonable basis for our opinion.

In our opinion and to the best of our information and according to the explanations given to us, these quarterly financial results:

- i. are presented in accordance with the requirements of Regulation 33 of the SEBI (Listing Obligations and Disclosure Requirements) Regulation, 2015 and SEBI Circular No. CIR/CFD/FAC/62/2016 dated July 05, 2016 in this regard; and
- ii. give a true and fair view of the net profit and total comprehensive income and other financial information for the quarter ended 30th June, 2018.

Place: Mumbai
Dated: 9th August, 2018



For **B. D. Jokhakar & Co.**
Chartered Accountants
Firm Registration Number: 104345W

Raman Jokhakar
Partner
Membership Number: 103241

8 - Ambalal Doshi Marg, Fort,
Mumbai-400 001, INDIA
Tel. : +91 - 22 - 22654882 / 22651731
Fax : +91 - 22 - 22657093
E-mail : bdj@bdjokhakar.com
Website : www.bdjokhakar.com